

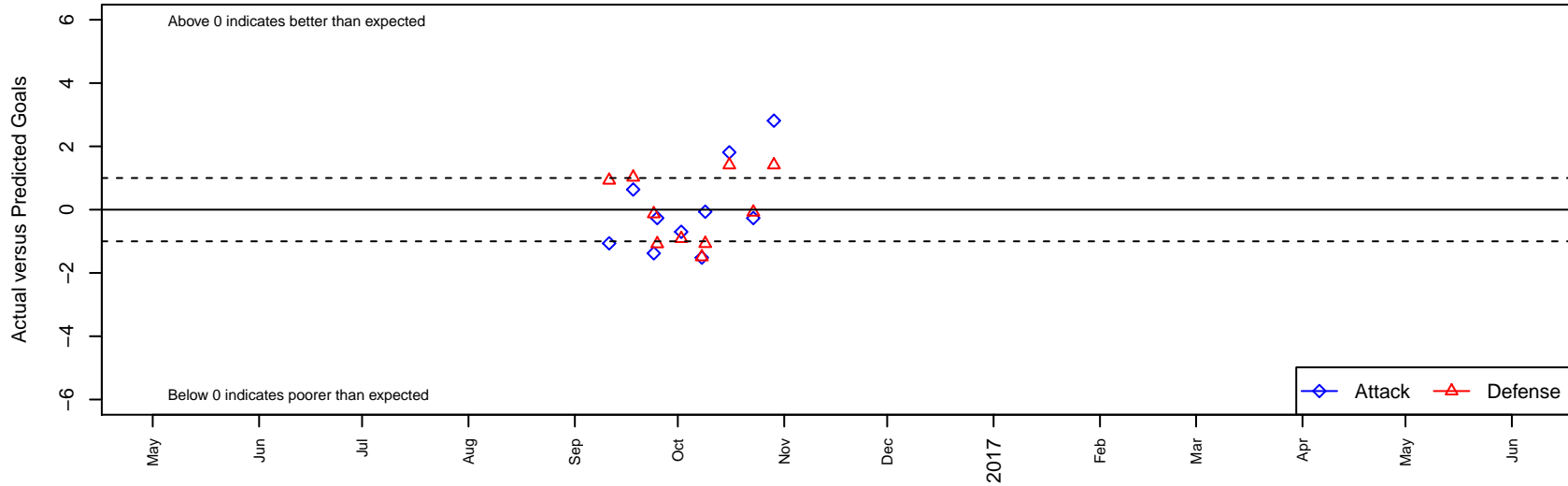
CDA Slammers B00

, CAS
B00 total strength=1635
attack=16.79 defense=19.37
fall league = SCDL FI1 U17
notes= Tustin 2016

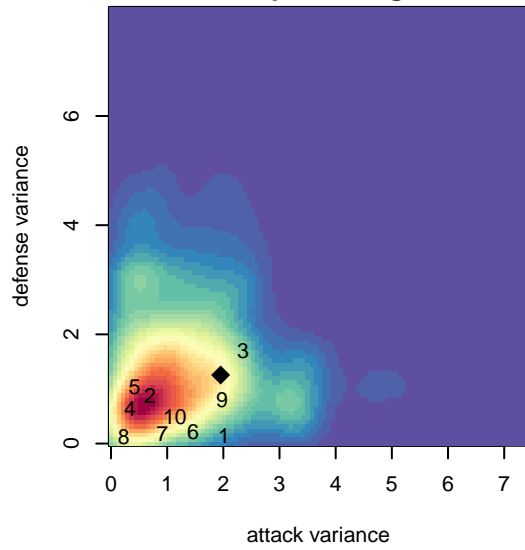
alt names used:
CDA Slammers FC – Tustin B00 Flor

Venues played:
2016 SCDL FI1 U17

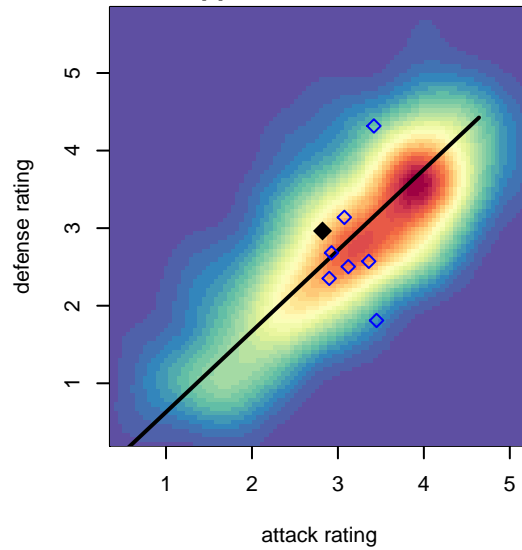
CDA Slammers B00
Dots are actual minus expected GF (blue circles) and GA (red triangles).
Blue line is smoothed change in attack strength. Red is smoothed change in defense strength.



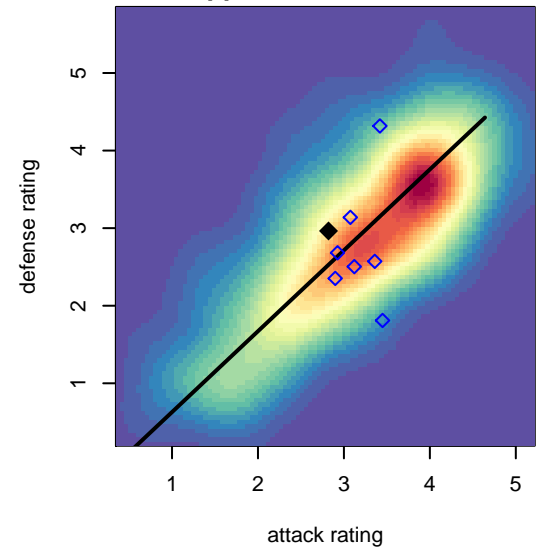
**attack and defense variance (black dot)
relative to other teams
and top 10 in region**



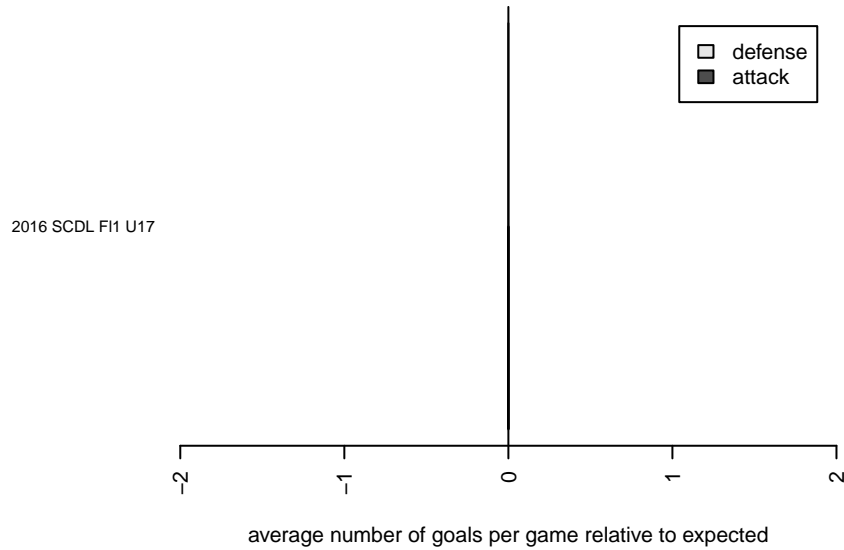
**attack and defense rating
relative to others at age
and all opponents in last 13 months**



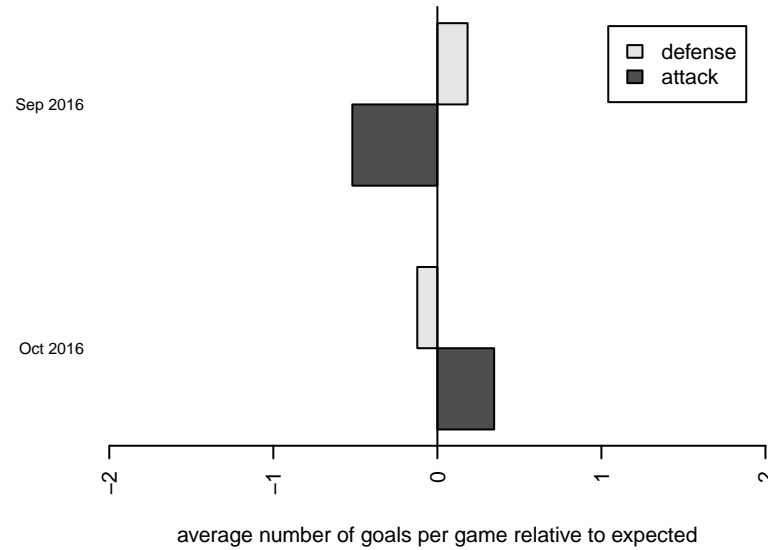
**attack and defense rating
relative to others at age
and all opponents in last 13 months**



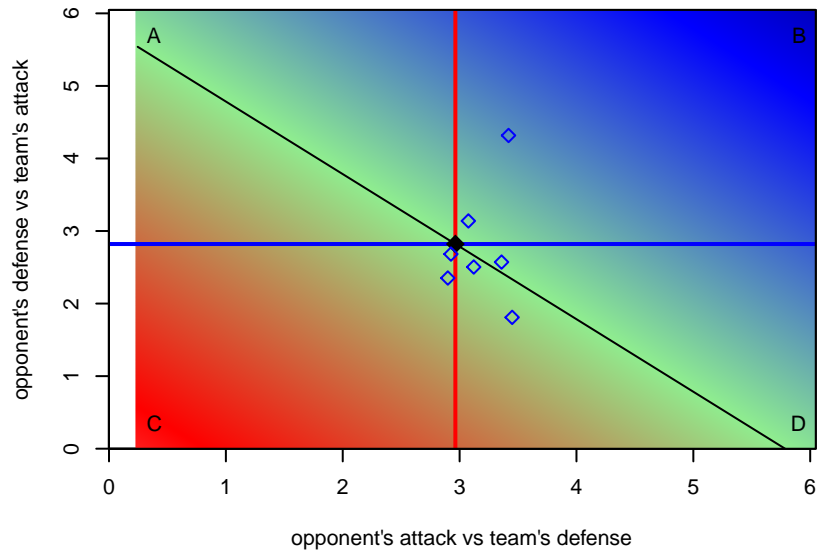
Performance relative to 13 month average



Performance relative to 13 month average



Distribution of opponents
 Red = Lose zone, Blue = Win zone, Green = Even
 Black line separates win/lose zones



lot. A=Neither has attack advantage, B=Opponent has both attack and defense advantage, C=Opponent has both attack and defense disadvantage, D=Both have

date	home		away		venue	pred.home	pred.away
2016-10-29	Strikers FC North JL B00	0	CDA Slammers B00	4	2016 SCDL F11 U17	1.41	1.19
2016-10-23	Strikers FC North B00	2	CDA Slammers B00	0	2016 SCDL F11 U17	1.92	0.27
2016-10-16	CDA Slammers B00	3	Strikers FC North JL B00	0	2016 SCDL F11 U17	1.19	1.41
2016-10-09	CDA Slammers B00	1	Temecula Valley Hawks B00	2	2016 SCDL F11 U17	1.06	0.93
2016-10-08	CDA Slammers B00	1	Chelsea SC Blue B00	3	2016 SCDL F11 U17	2.52	1.51
2016-10-02	Murrieta Surf White B00	2	CDA Slammers B00	0	2016 SCDL F11 U17	1.09	0.70
2016-09-25	CDA Slammers B00	0	Strikers FC North B00	3	2016 SCDL F11 U17	0.27	1.92
2016-09-24	CDA Slammers B00	0	Arsenal FC B00	1	2016 SCDL F11 U17	1.38	0.87
2016-09-18	Strikers FC Mission Viego B00	0	CDA Slammers B00	2	2016 SCDL F11 U17	1.02	1.36
2016-09-11	Temecula Valley Hawks B00	0	CDA Slammers B00	0	2016 SCDL F11 U17	0.93	1.06